

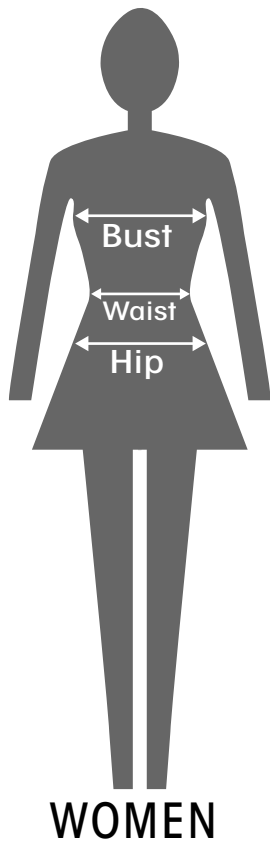
Clothing Guide

DESCRIPTION	SIZE (CM)					
	XS	S	M	L	XL	2XL
CHEST	84	89	94	99	104	109
BOTTOM	84	89	94	99	104	109
SHOULDER	37	38.5	40	41.5	43	44.5
SLEEVE LENGTH	17	18	19	20	21	22
BICEP	30	32	34	36	38	40
CUFF	28	29	30	31	32	33

<Notes>

- *Garment size(s)* is / are the measurement of the actual garment
- Fitting will vary, even for garments which are the same size
- The sizes indicated for products which feature tucks and pleats are measured with the tucks and pleats opened out.
- Dependig on the characteristics of the fabric used, there would be an error within 1 centimeter (+1cm / -1cm)

Body Measurements



SIZE		XS	S	M	L	XL	XXL	3XL
Height	ft	5.1-53	5.3-5.6	5.3-5.6	5.6-5.9	5.6-5.9	5.6-5.9	5.6-5.9
	cm	155-163	163-171	163-171	171-179	171-179	171-179	171-179
Bust	in	31-33	33-35	35-37	37-39	37-74	41-43	43-45
	cm	79-84	84-89	89-94	94-99	99-104	104-109	109-115
Waist	in	24-25	26-27	28-29	30	32	34	36
	cm	60.5-63.5	66.5-68.5	71-73.5	76	81	86	91
Hip	in	34 1/4 - 35 5/6	35 5/6 - 37/ 45	37 4/5 - 40	40 - 42 1/2	42 1/2 - 44 5/6	44 5/6 - 47 1/4	47 1/4 - 49 1/2
	cm	87-91	91-96	96-102	102-108	108-114	114-120	120-126

		S/M	L/XL
Recommended Hip Size	in	34 5/6-41	36.4/5-43
	cm	88.5-104	93.5-109

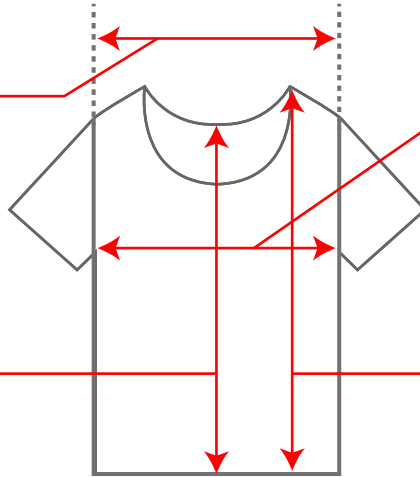
Nude waist measurement	in	21	22	23	24	25	26	27	28	29
	cm	53.5	56	58.8	61	63.5	66	68.5	71	73.5
	in	30	31	32	33	34	35	36	37	
	cm	76	78.5	81	84	86.5	89	91.5	94	

How To Measure Clothing

Tops

Shoulder Width

Length between the shoulders.



Body Width

Length between the stitches below the armpits.

Body Length

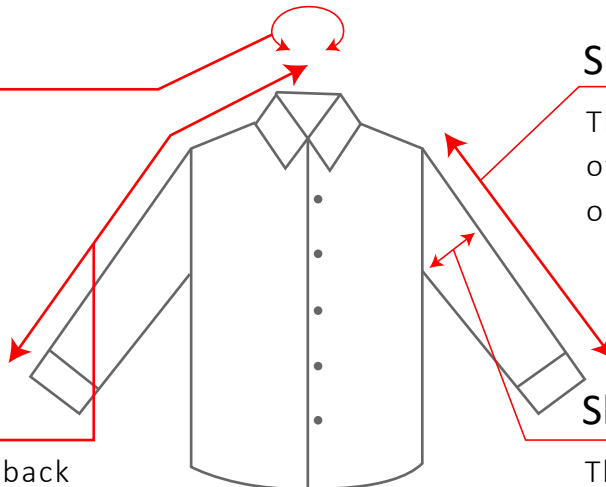
The length in the back of the garment in the center to the bottom (hem).

Body Length (off-center)

Length between the edge of the neck opening to the bottom.

Neck Size

The length of the collar when flattened, from the center of the top button to the edge of the button hole.



Sleeve Length

The length between the tip of the shoulder to the opening of the sleeve.

Sleeve Length (CB)

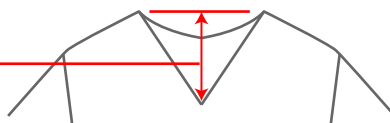
The length between the back center of the collar to the edge of the sleeve.

Sleeve Width

The length between the top of the sleeve, measured perpendicular to the fabric's vertical thread.

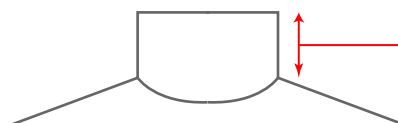
Front Neck Depth

Height from the neckline.



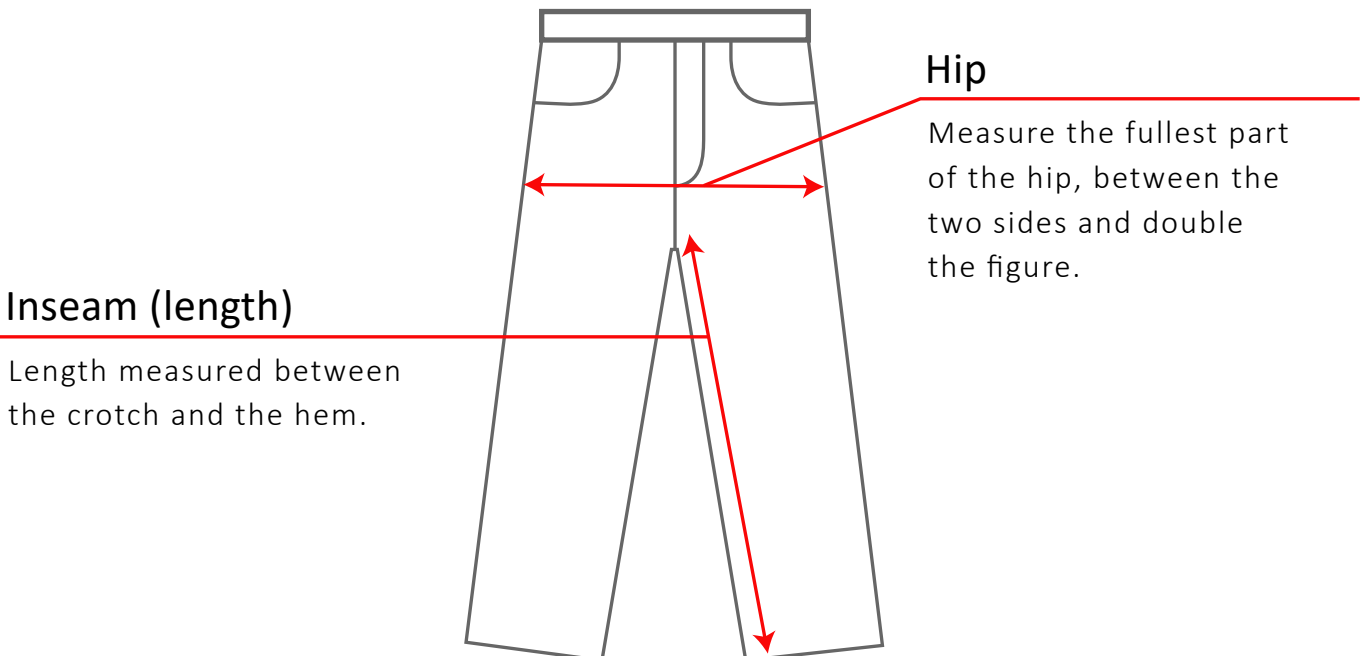
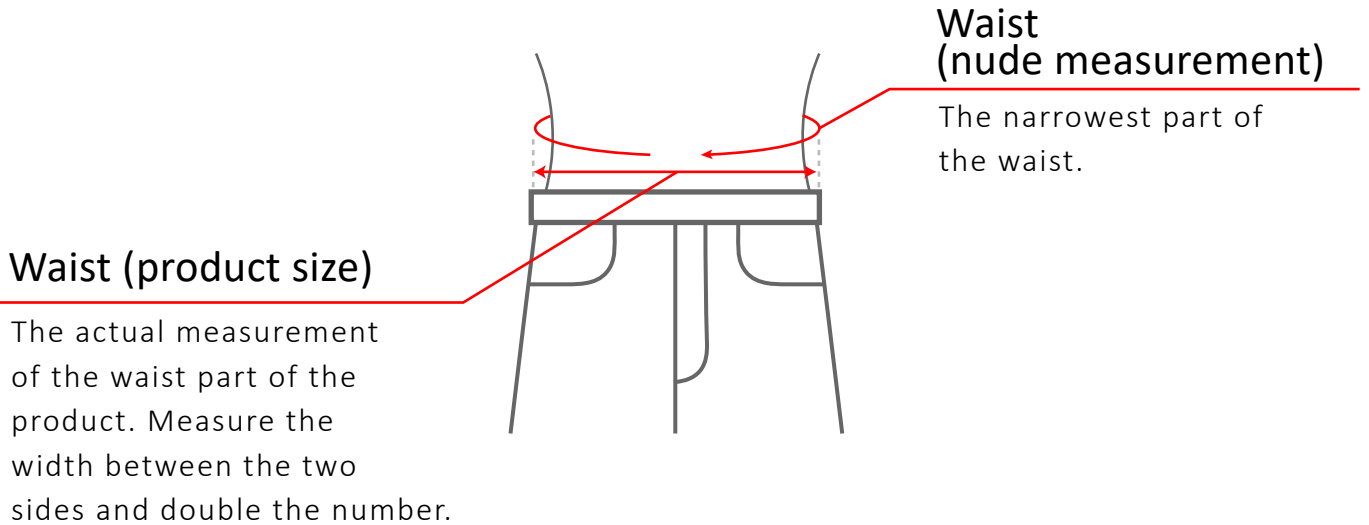
Collar Stand

Height from the neckline.



Bottoms

* Select the bottoms based on the waist (nude measurement). However, depending on the product, the waist (product size) and hip (product size) may vary. so make sure to refer to the product size as well.



Neck Size

Measure one of the shirts you have around the neck. Flatten the collar and measure from the center of the top button to the furthest edge of the button hole.

Chest/Bust

Waist

Inseam

Measure the inseam of the pants you own. Start from the stitches at the crotch to the hem, along the stitches inside the pants.

Chest/Bust

Place the measure tape from bottom of the armpit across the shoulder blades horizontally to measure. For the bust, measure the top of the bust.

Shoulder Width

Measure between the tips of both shoulders, passing through the bone (cervical vertebrae) that sticks out when you tilt your neck forward.

Waist

Measure the thinnest part of the waist. However, depending on the product, some are worn with the dropped waist, depending on the waist size indication, the actual size would be somewhat larger.

Hip

Standing straight, measure the fullest part of the hip.

Dress Length

Measure the center of the back of the neck to the hem.

